

Iosif - Prison Break




Iosif i-a zis: „Iată tălmăcirea visului.






paint the world
SUPER
COLORING

Cele **trei** mlădițe sunt **trei** zile.
Geneza 40:12



2



3



Secret Decoder

Joc în RomEngleză

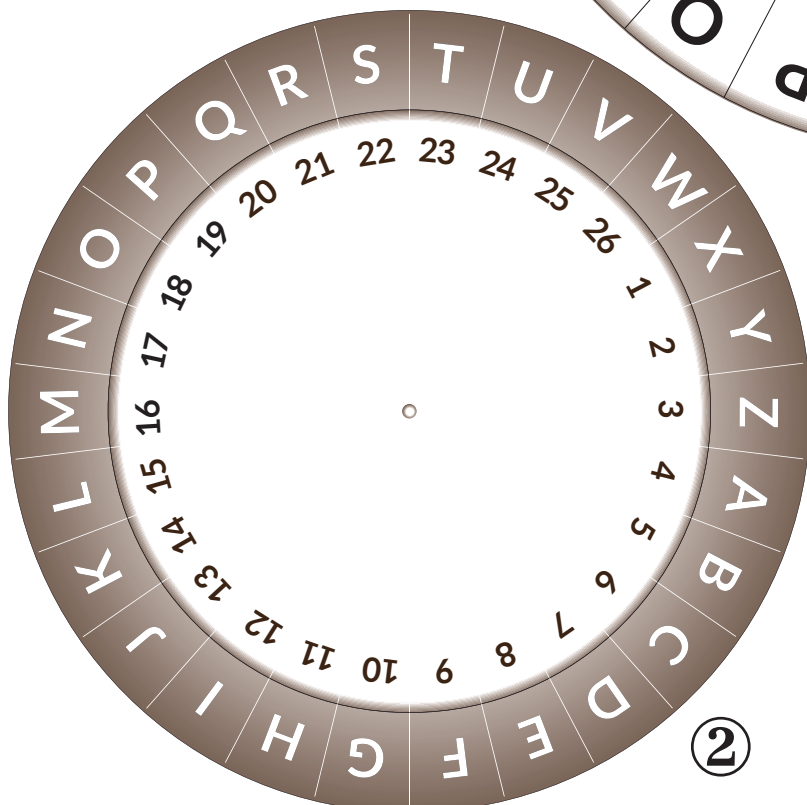
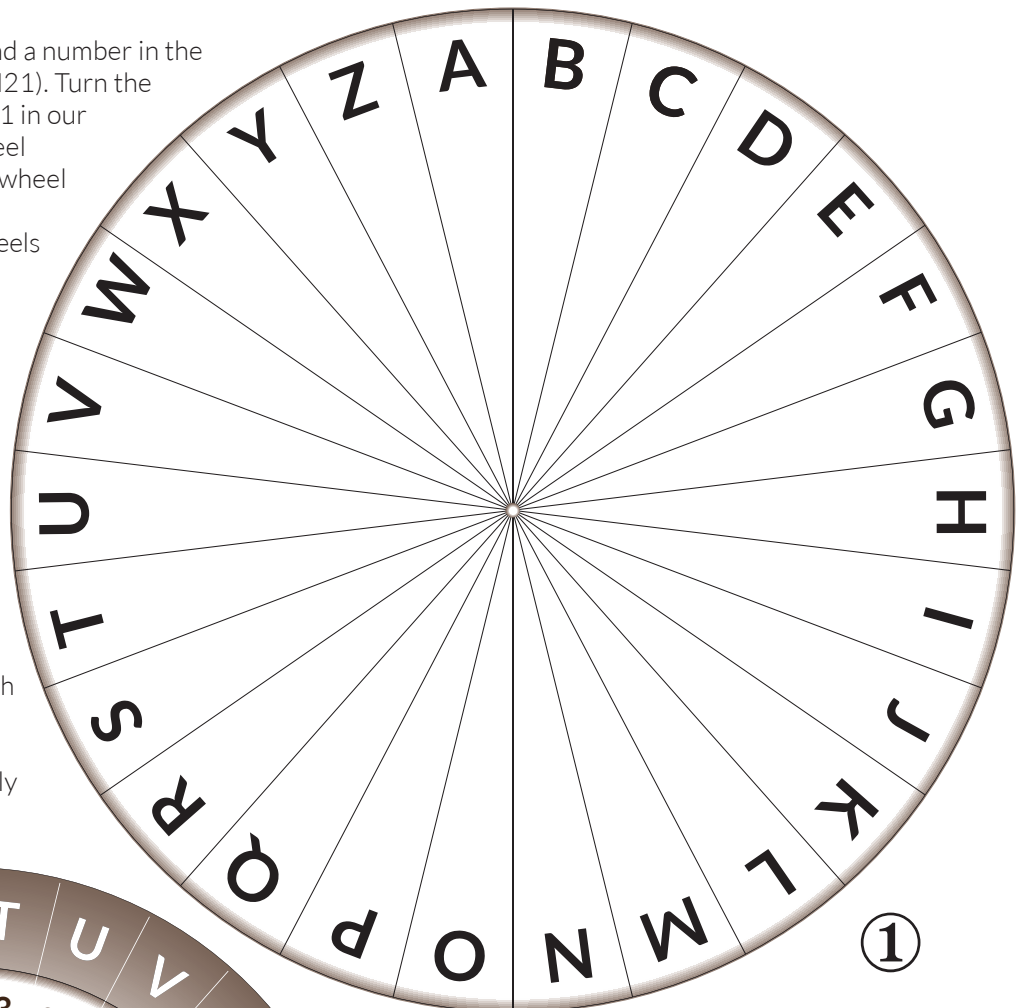
This is a super fun assignment for all the secret agents out there. Time to put your sleuthing skills to work.

HOW TO MAKE THE DECODER WHEEL:

1. Cut out the circles below and stack in order from the number 1 wheel on the bottom, then number 2 wheel and finally number 3 wheel on the top.
2. Attach the 3 discs by carefully poking a round brad through the middle of all three wheels.

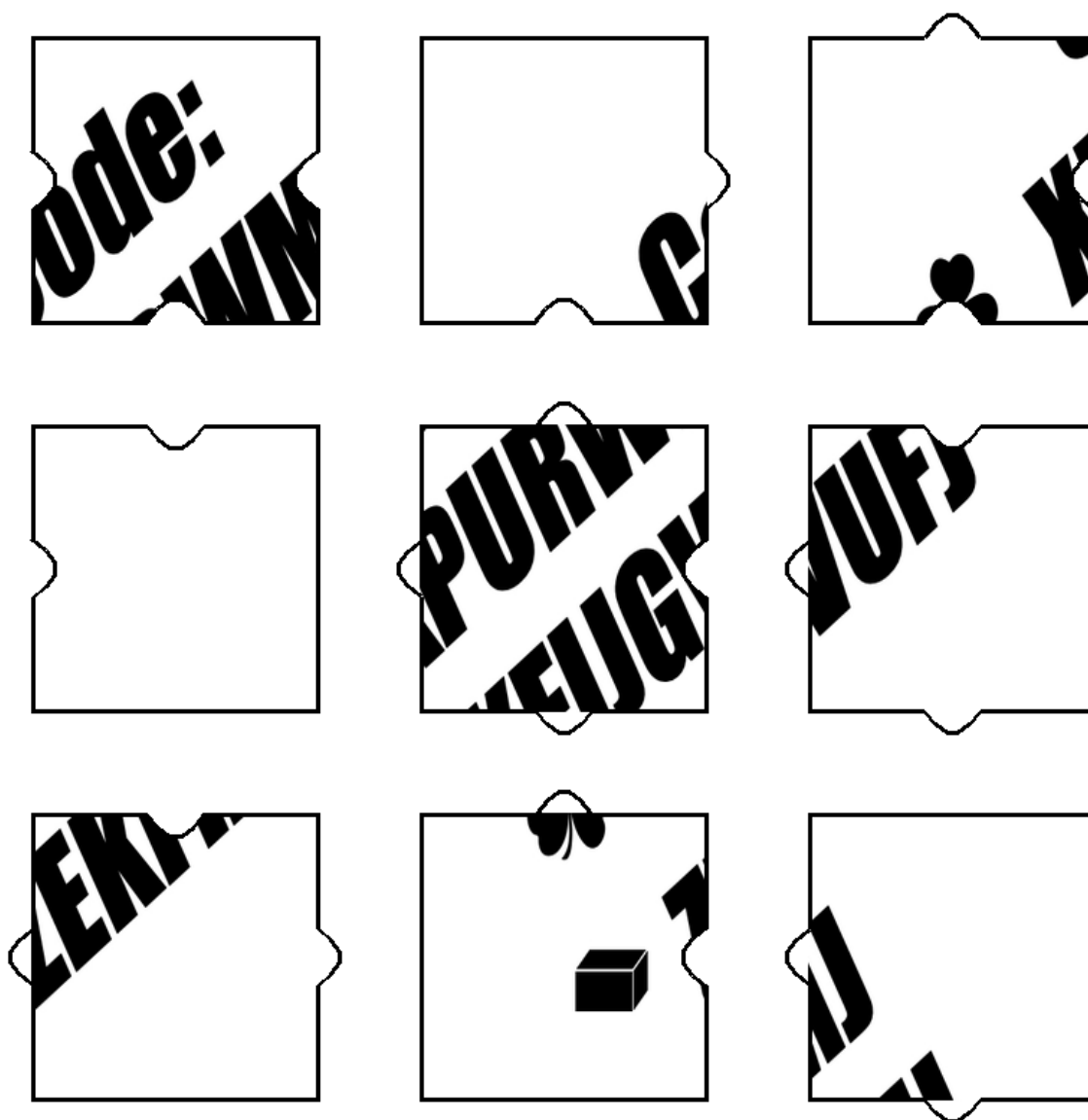
HOW TO USE DECODER WHEEL:

1. Pick a letter on the outer wheel and a number in the inner circle - this is your key (ex. M21). Turn the inner wheel so that the number (21 in our example) lines up with the out wheel letter (M in our example). On our wheel 21 also corresponds with R in the shaded section. Don't move the wheels now, keep them in place.
2. First, write down your message. No numbers (write them out), and no punctuations
3. For each letter of your message, find that character on the outer wheel, and write down the letter that is exactly beneath it on the inner wheel until your message is complete.
4. To read the encrypted message, get the key from the message sender and align the wheel. For each letter of your message, find that character on the inner wheel, and write down the letter that is exactly above it on the outer wheel.



www.dabblesandbabbles.com

Decupează și instalează compasul cifrat pentru a putea decoda mesajele....



Rezolvă puzzle-ul pentru a putea avea access la codul din phase II